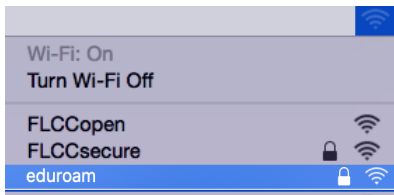
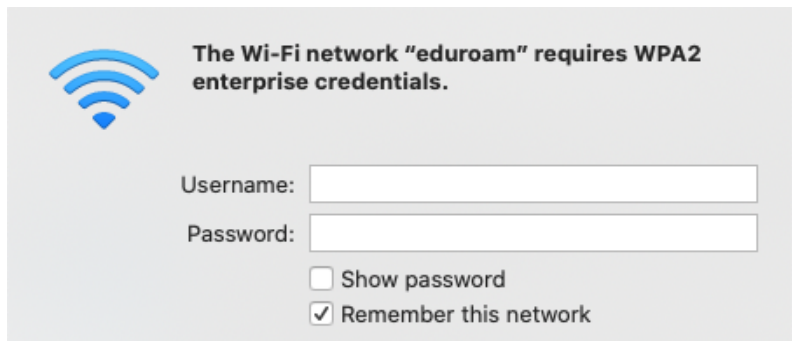


Connecting to eduroam with OS X

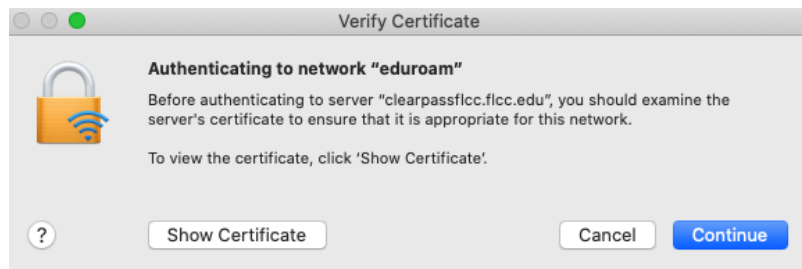
- 1) Click on the Airport icon and select eduroam from the list of available networks




- 2) Log in with username@fingerlakes.edu for students or username@flcc.edu for faculty/staff
ex) msmith@fingerlakes.edu or msmith@flcc.edu along with your FLCC (Webadvisor password)



- 3) Click Continue when presented with the Verify Certificate dialogue



- 4) Once successfully connected you will see a check next to the eduroam SSID



If you have any issues with logging into eduroam, please stop in to the FLCC IT Helpdesk in Room 3300 or call (585)785-1419